

6.02 LF speedway

6.10 FWK

6.14 KB

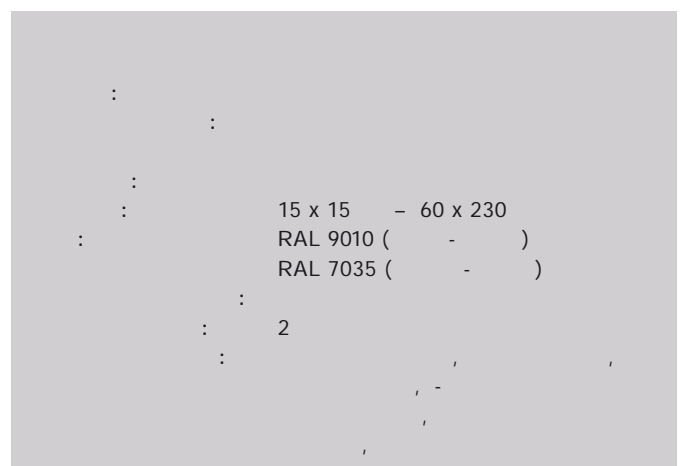




# LF speedyway:



LF speedyway

LF









LF speedway®

60

• • : : 2000  
 ( )  
 : RAL 9010, 7035  
 :  
 • • 125 (1 / ),  
 • • (2 / )

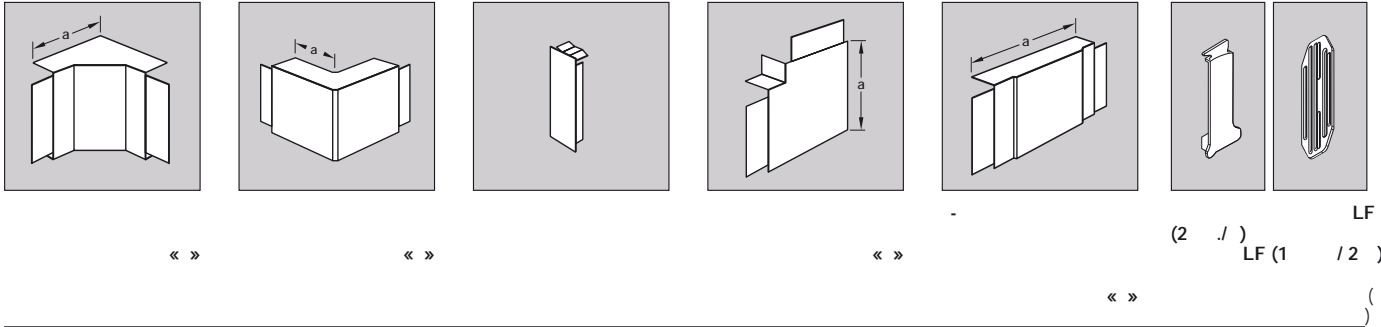


/

Ø11  
 NYM 3 x 1,5²

	LF60060	-	LF60060 0 9010 LF60060 0 7035	16	2.665	14
	LF60090	-	LF60090 0 9010 LF60090 0 7035	16	4.215	22
	LF60110	-	LF60110 0 9010 LF60110 0 7035	16	5.184	27
	LF60111	-	LF60111 0 9010 LF60111 0 7035	16	5.075	27

: RAL 9010, 7035



M5441 9010 M5441 7035	130	M5442 9010 M5442 7035	69	M5443 9010 M5443 7035	M5445 9010 M5445 7035	91	M5446 9010 M5446 7035	170	M7239 LF M7224 LF
M5461 9010 M5461 7035	130	M5462 9010 M5462 7035	69	M5463 9010 M5463 7035	M5465 9010 M5465 7035	120	M5466 9010 M5466 7035	190	M7248 LF M7224 LF
M5501 9010 M5501 7035	130	M5502 9010 M5502 7035	69	M5503 9010 M5503 7035	M5505 9010 M5505 7035	140	M5506 9010 M5506 7035	190	M7249 LF M7224 LF
M5501 9010 M5501 7035	130	M5502 9010 M5502 7035	69	M5503 9010 M5503 7035	M5505 9010 M5505 7035	140	M5506 9010 M5506 7035	190	M7249 LF M7224 LF

















